

Annexure - I

Format of holding of specified securities

1. Name of Listed Entity: SABRIMALA LEASING AND HOLDING LTD
2. Scrip Code/Name of Scrip/Class of Security
3. Share Holding Pattern Filed under: Reg. 31(1)(a)/Reg. 31(1)(b)/Reg.31(1)(c)
 - a. If under 31(1)(b) then indicate the report for Quarter ending 30/06/2016
 - b. If under 31(1)(c) then indicate date of allotment/extinguishment
4. Declaration: The Listed entity is required to submit the following declaration to the extent of submission of information:-

Particulars	Yes*	No*
1. Whether the Listed Entity has issued any partly paid up shares?		No
2. Whether the Listed Entity has issued any Convertible Securities or Warrants?		No
3. Whether the Listed Entity has any shares against which depository receipts are issued?		No
4. Whether the Listed Entity has any shares in locked-in?		No
5. Whether any shares held by promoters are pledge or otherwise encumbered?		No

* If the Listed Entity selects the option 'No' for the questions above, the columns for the partly paid up shares, Outstanding Convertible Securities/Warrants, depository receipts, locked-in shares, No of shares pledged or otherwise encumbered by promoters, as applicable, shall not be displayed at the time of dissemination on the Stock Exchange website. Also wherever there is 'No' declared by Listed Entity in above table the values will be considered as 'Zero' by default on submission of the format of holding of specified securities.

5. The tabular format for disclosure of holding of specified securities is as follows:-




Table I - Summary Statement holding of specified securities

Category	Category of shareholder	Nos. of shareholders	No. of fully paid up equity shares held	No. of partly paid-up equity shares held	No. of shares underlying Depository Receipts	Total nos. shares held	Shareholding as a % of total no. of shares (calculated as per SCRR, 1957)	Number of Voting Rights held in each class of securities			No. of Shares Underlying Outstanding convertible securities (including Warrants)	Shareholding, as a % assuming full conversion of convertible securities (as a percentage of diluted share capital) As a % of (A+B+C2)	Number of Locked in shares		Number of Shares pledged or otherwise		Number of equity shares held in dematerialized form
								Class:Equity	No of Voting Rights	Total			No. (a)	% of total Shares held (b)	No. (a)	% of total Shares held (b)	
(I)	(II)	(III)	(IV)	(V)	(VI)	(VII)=(IV)+(V)+(VI)	(VIII)	(IX)			(X)	(XI)=(VII)+(X)	(XII)	(XIII)	(XIV)		
(A)	Promoter & Promoter Group	0	0	0	0	0	0				0	0	0	0	0	0	0
(B)	Public	545	8714500	0		8714500	100				0	100	0	0			8340000
(C)	Non Promoter- Non Public																
(C1)	Shares underlying DRs	0	0	0		0	NA				0	NA	0	0			0
(C2)	Shares held by Employee Trusts	0	0	0		0	0				0	0	0	0			0
	Total	545	8714500	0		8714500	100				0	100	0	0	0	0	8340000



[Signature]



Table II - Statement showing shareholding pattern of the Promoter and Promoter Group

Category & Name of the Shareholders	PAN	No. of shareholder	No. of fully paid up equity shares held	Partly paid up equity shares held	Nos. of shares underlying Depository Receipts	Total nos. shares held	Shareholding % calculated as per SCRR, 1957 As a % of (A+B+C2)	Number of Voting Rights held in each class of securities			No. of Shares Underlying convertible securities (including Warrants)	Shareholding, as a % assuming full conversion of convertible securities (as a percentage of diluted share capital) as a % of A+B+C2	Number of Locked in shares		Number of Shares pledged or otherwise encumbered		Number of equity shares held in dematerialized form
								Class X	Class Y	Total			No. (a)	% of total Shares held (b)	No. (a)	% of total shares held (b)	
(i)	(ii)	(iii)	(iv)	(v)	(vi)	(vii)=(iv)+(v)+(vi)	(viii)	(ix)	(x)	(xi)=(vii)+(x)	(xii)	(xiii)	(xiv)				
1																	
Indian																	
(a) Individual/Hindu Undivided Family		0	0	0	0	0	0		0	0.00	0	0.00	0	0.00	0	0.00	0
(b) Central Government/State Government(s)		0	0	0	0	0	0		0	0.00	0	0.00	0	0.00	0	0.00	0
(c) Financial Institutions/Banks		0	0	0	0	0	0		0	0.00	0	0.00	0	0.00	0	0.00	0
(d) Any Other (Specify)		0	0	0	0	0	0		0	0.00	0	0.00	0	0.00	0	0.00	0
Sub Total (A)(1)		0	0	0	0	0	0		0	0.00	0	0.00	0	0.00	0	0.00	0
Foreign																	
(a) Individual/Non Resident Individual/Foreign Individual		0	0	0	0	0	0		0	0.00	0	0.00	0	0.00	0	0.00	0
(b) Government		0	0	0	0	0	0		0	0.00	0	0.00	0	0.00	0	0.00	0
(c) Institutions		0	0	0	0	0	0		0	0.00	0	0.00	0	0.00	0	0.00	0
(d) Foreign Portfolio Investor		0	0	0	0	0	0		0	0.00	0	0.00	0	0.00	0	0.00	0
(e) Any Other (Specify)		0	0	0	0	0	0		0	0.00	0	0.00	0	0.00	0	0.00	0
Sub Total (A)(2)		0	0	0	0	0	0		0	0.00	0	0.00	0	0.00	0	0.00	0
Total Shareholding of Promoter and Promoter Group (A)= (A)(1)+(A)(2)		0	0	0	0	0	0		0	0.00	0	0.00	0	0.00	0	0.00	0




Table III - Statement showing shareholding pattern of the Public shareholder

Category & Name of the Shareholders	PAN	Nos. of share holder	No. of fully paid up equity shares held	Partly paid up equity shares held	Nos. of shares held under Depository Receipts	Total nos. shares held as per SCRR, 1957 (A+B+C2)	Number of Voting Rights held in each class of securities			No. of Underlying convertible securities (including Warrants)	Total shareholding, as a % assuming full conversion of convertible securities (as a percentage of diluted share capital)	Number of Locked In shares		Number of Shares pledged or otherwise encumbered	Number of equity shares held in dematerialized form
							Class X	Class Y	Total			No. (a)	% of total shares held (b)		
1	Institutions														
(a)	Mutual Fund		0	0	0	0									
(b)	Venture Capital Funds		0	0	0	0									
(c)	Alternate Investment Funds		0	0	0	0									
(d)	Foreign Venture Capital Investor		0	0	0	0									
(e)	Foreign Portfolio Investors		0	0	0	0									
(f)	Financial Institutions/Banks		0	0	0	0									
(g)	Insurance Companies		0	0	0	0									
(h)	Provident Fund/Pensions Funds		0	0	0	0									
(i)	Any Other Specific Government/State Government/President of India		0	0	0	0									
2	Sub Total (B)(1)		0	0	0	0									
3	Sub Total (B)(2)		0	0	0	0									
(a)	1. Individual Shareholders holding Nominal Share Capital Up to 2 Lacs		384	592350	0	592350	6.8								259000
(b)	2. Individual Shareholders holding Nominal Share Capital Above 2 Lacs		122	6269000	0	6269000	71.94								6249000
(c)	Sub Total (B)(3)		506	6861350	0	6861350	78.74								6509000
(d)	Sub Total (B)(4)		0	0	0	0	0.00								0
(e)	Sub Total (B)(5)		0	0	0	0	0.00								0
(f)	Sub Total (B)(6)		0	0	0	0	0.00								0
(g)	Sub Total (B)(7)		0	0	0	0	0.00								0
(h)	Sub Total (B)(8)		0	0	0	0	0.00								0
(i)	Sub Total (B)(9)		0	0	0	0	0.00								0
(j)	Sub Total (B)(10)		0	0	0	0	0.00								0
(k)	Sub Total (B)(11)		0	0	0	0	0.00								0
(l)	Sub Total (B)(12)		0	0	0	0	0.00								0
(m)	Sub Total (B)(13)		0	0	0	0	0.00								0
(n)	Sub Total (B)(14)		0	0	0	0	0.00								0
(o)	Sub Total (B)(15)		0	0	0	0	0.00								0
(p)	Sub Total (B)(16)		0	0	0	0	0.00								0
(q)	Sub Total (B)(17)		0	0	0	0	0.00								0
(r)	Sub Total (B)(18)		0	0	0	0	0.00								0
(s)	Sub Total (B)(19)		0	0	0	0	0.00								0
(t)	Sub Total (B)(20)		0	0	0	0	0.00								0
(u)	Sub Total (B)(21)		0	0	0	0	0.00								0
(v)	Sub Total (B)(22)		0	0	0	0	0.00								0
(w)	Sub Total (B)(23)		0	0	0	0	0.00								0
(x)	Sub Total (B)(24)		0	0	0	0	0.00								0
(y)	Sub Total (B)(25)		0	0	0	0	0.00								0
(z)	Sub Total (B)(26)		0	0	0	0	0.00								0
(aa)	Sub Total (B)(27)		0	0	0	0	0.00								0
(ab)	Sub Total (B)(28)		0	0	0	0	0.00								0
(ac)	Sub Total (B)(29)		0	0	0	0	0.00								0
(ad)	Sub Total (B)(30)		0	0	0	0	0.00								0
(ae)	Sub Total (B)(31)		0	0	0	0	0.00								0
(af)	Sub Total (B)(32)		0	0	0	0	0.00								0
(ag)	Sub Total (B)(33)		0	0	0	0	0.00								0
(ah)	Sub Total (B)(34)		0	0	0	0	0.00								0
(ai)	Sub Total (B)(35)		0	0	0	0	0.00								0
(aj)	Sub Total (B)(36)		0	0	0	0	0.00								0
(ak)	Sub Total (B)(37)		0	0	0	0	0.00								0
(al)	Sub Total (B)(38)		0	0	0	0	0.00								0
(am)	Sub Total (B)(39)		0	0	0	0	0.00								0
(an)	Sub Total (B)(40)		0	0	0	0	0.00								0
(ao)	Sub Total (B)(41)		0	0	0	0	0.00								0
(ap)	Sub Total (B)(42)		0	0	0	0	0.00								0
(aq)	Sub Total (B)(43)		0	0	0	0	0.00								0
(ar)	Sub Total (B)(44)		0	0	0	0	0.00								0
(as)	Sub Total (B)(45)		0	0	0	0	0.00								0
(at)	Sub Total (B)(46)		0	0	0	0	0.00								0
(au)	Sub Total (B)(47)		0	0	0	0	0.00								0
(av)	Sub Total (B)(48)		0	0	0	0	0.00								0
(aw)	Sub Total (B)(49)		0	0	0	0	0.00								0
(ax)	Sub Total (B)(50)		0	0	0	0	0.00								0
(ay)	Sub Total (B)(51)		0	0	0	0	0.00								0
(az)	Sub Total (B)(52)		0	0	0	0	0.00								0
(ba)	Sub Total (B)(53)		0	0	0	0	0.00								0
(bb)	Sub Total (B)(54)		0	0	0	0	0.00								0
(bc)	Sub Total (B)(55)		0	0	0	0	0.00								0
(bd)	Sub Total (B)(56)		0	0	0	0	0.00								0
(be)	Sub Total (B)(57)		0	0	0	0	0.00								0
(bf)	Sub Total (B)(58)		0	0	0	0	0.00								0
(bg)	Sub Total (B)(59)		0	0	0	0	0.00								0
(bh)	Sub Total (B)(60)		0	0	0	0	0.00								0
(bi)	Sub Total (B)(61)		0	0	0	0	0.00								0
(bj)	Sub Total (B)(62)		0	0	0	0	0.00								0
(bk)	Sub Total (B)(63)		0	0	0	0	0.00								0
(bl)	Sub Total (B)(64)		0	0	0	0	0.00								0
(bm)	Sub Total (B)(65)		0	0	0	0	0.00								0
(bn)	Sub Total (B)(66)		0	0	0	0	0.00								0
(bo)	Sub Total (B)(67)		0	0	0	0	0.00								0
(bp)	Sub Total (B)(68)		0	0	0	0	0.00								0
(bq)	Sub Total (B)(69)		0	0	0	0	0.00								0
(br)	Sub Total (B)(70)		0	0	0	0	0.00								0
(bs)	Sub Total (B)(71)		0	0	0	0	0.00								0
(bt)	Sub Total (B)(72)		0	0	0	0	0.00								0
(bu)	Sub Total (B)(73)		0	0	0	0	0.00								0
(bv)	Sub Total (B)(74)		0	0	0	0	0.00								0
(bv)	Sub Total (B)(75)		0	0	0	0	0.00								0
(bv)	Sub Total (B)(76)		0	0	0	0	0.00								0
(bv)	Sub Total (B)(77)		0	0	0	0	0.00								0
(bv)	Sub Total (B)(78)		0	0	0	0	0.00								0
(bv)	Sub Total (B)(79)		0	0	0	0	0.00								0
(bv)	Sub Total (B)(80)		0	0	0	0	0.00								0
(bv)	Sub Total (B)(81)		0	0	0	0	0.00								0
(bv)	Sub Total (B)(82)		0	0	0	0	0.00								0
(bv)	Sub Total (B)(83)		0	0	0	0	0.00								0
(bv)	Sub Total (B)(84)		0	0	0	0	0.00								0
(bv)	Sub Total (B)(85)		0	0	0	0	0.00								0
(bv)	Sub Total (B)(86)		0	0	0	0	0.00								0
(bv)	Sub Total (B)(87)		0	0	0	0	0.00								0
(bv)	Sub Total (B)(88)		0	0	0	0	0.00								0
(bv)	Sub Total (B)(89)		0	0	0	0	0.00								0
(bv)	Sub Total (B)(90)		0	0	0	0	0.00								0
(bv)	Sub Total (B)(91)		0	0	0	0	0.00								0
(bv)	Sub Total (B)(92)		0	0	0	0	0.00								0
(bv)	Sub Total (B)(93)		0	0	0	0	0.00								0
(bv)	Sub Total (B)(94)		0	0	0	0	0.00								0
(bv)	Sub Total (B)(95)		0	0	0	0	0.00								

Table IV - Statement showing shareholding pattern of the Non Promoter- Non Public shareholder

Category & Name of the Shareholders	PAN	No. of shareholder	No. of fully paid up equity shares held	Partly paid up equity shares held	Nos. of shares underlying Depository Receipts	Total no. shares held	Shareholding % calculated as per SCRR, 1957 As a % of (A+B+C2)	Number of Voting Rights held in each class of securities			No. of Shares Underlying Outstanding convertible securities (including Warrants)	Total shareholding, as a % assuming full conversion of convertible securities (as a percentage of diluted share capital)	Number of Locked in shares		Number of Shares pledged or otherwise encumbered		Number of equity shares held in dematerialized form (Not Applicable)
								No of Voting Rights					No.	As a % of total Shares held	No.	As a % of total shares held (Not applicable)	
								Class X	Class Y	Total							
(i)	(ii)	(iii)	(iv)	(v)	(vi)	(vii)=(iv)+(v)+(vi)	(viii)	(ix)			(x)	(xi)=(vii)+(x)	(xii)	(xiii)		(xiv)	
Custodian/DR																	
(a) Name of DR Holder (if Available) Employees Benefit Trust (Under SEBI (Share Based Employee Benefit Regulation 2014)		0	0	0		0	0				0		0.00	NA		0	
(b) Name of DR Holder (if Available) Total Non Promoter Non Public Shareholding (C)=(C1)+(C2)		0	0	0		0	0				0		0.00	NA		0	



SABRIMALA LEASING AND HOLDING LTD

DISTRIBUTION OF 87145000 EQUITY SHARE CAPITAL AS ON :30/06/2016

Nominal Value of Each Share : Rs. 10

Share or Debenture holdin (Rs.)	Number of Shareholders	% to Total Numbers	Share or Debenture holdin (Rs.)	% to Total Amount
1	2	3	4	5
Up To 5,000	347	63.67	375000	0.43
5001 To 10,000	0	0	0	0
10001 To 20,000	1	0.18	20000	0.02
20001 To 30,000	0	0	0	0
30001 To 40,000	1	0.18	32500	0.04
40001 To 50,000	1	0.18	50000	0.06
50001 To 1,00,000	11	2.02	1050000	1.2
1,00,000 and Above	184	33.76	85617500	98.25
Total	545	100	87145000	100




(e1)	Bodies Corporate	Name of Shareholders	Pan Number	Shares	%
Sr.No	Folio No				
1	IN30294310114584	OMNIPRESENT CREDITS PVT. LTD.	AAACOI229Q	310000	3.56
2	1205120000034382	PANCHSHEEL SECURITIES PRIVATE LIMITED	AACCP0248C	200000	2.3
3	1204980000171307	MAGNUM POWER AND INFRASTRUCTURE PRIVATE LIMITED	AAGCM7005A	90000	1.03
4	1204980000171286	MAGNUM STEELS LIMITED	AADCM6400E	90000	1.03
5	1204980000171290	MAGNUM IRON AND STEEL PRIVATE LIMITED	AAACV0442Q	25000	0.29
6	1204980000171398	MAGNUM STEEL AND POWER LIMITED	AAACM8549B	25000	0.29
7	1306130000017335	JAGMAG MARKETING PRIVATE LIMITED	AAACI4937E	25000	0.29




(e2)	Non Resident Indian				
Sr.No	Folio No	Name of Shareholders	Pan Number	Shares	%

NIL




(e3)	HUF				
Sr.No	Folio No	Name of Shareholders	Pan Number	Shares	%
1	IN30105510849500	SATPAL RAWAL	AAKHS1171C	100000	1.15
2	IN30096610642891	HARJEET SINGH ARORA	AADHH1376M	80000	0.92
3	1203410000418368	MANISH AGGARWAL HUF	AADHM7846P	60000	0.69
4	1203720000024476	NAKUL DEV HUF .	AAAHN4134L	55000	0.63
5	IN30105510849495	SANJAY RAWAL	AANHS9570C	50000	0.57
6	IN30399710016783	NIRMAL KUMAR PODDAR	AAFHN0200A	50000	0.57
7	1207770000011370	VINOD KUMAR JAIN HUF .	AADHV5400N	50000	0.57
8	IN30226914315241	VIBHU AGGARWAL	AAAHV2076B	50000	0.57
9	IN30226914314564	MULAK RAJ AGGARWAL	AAHR6029J	50000	0.57
10	IN30226914237727	ANU AGGARWAL	AAAHA2822C	50000	0.57
11	IN30399710016646	MOHIT GARG	AAKHM2222C	40000	0.46
12	IN30399710017010	ASHOK KUMAR PODDAR	AAKHA9185Q	40000	0.46
13	1203410000420322	PRATEEK BHAGERIA HUF	AAIHP2472B	40000	0.46
14	IN30399710016775	PUNEETKUMAR KESHARLAL RUNGTA	AACHP2775B	40000	0.46
15	1203410000346025	VIJAY KUMAR & SONS HUF	AABHV7573G	40000	0.46
16	IN30399710016767	KESHARLAL MAHAVEER PRASAD RUNGTA	AABHK8578E	40000	0.46
17	1207590000001494	ARPIT AGARWAL	AAOHA1896C	25000	0.29
18	IN30236510812070	RAJESH KUMAR MALHOTRA	AAAMHR6521D	25000	0.29
19	1207590000001344	ABHISHEK AGARWAL	AAIHA6393N	25000	0.29
20	1201180200010515	RAJESH AGRAWAL	AAGHR4969B	25000	0.29
21	1201090003777822	ALOK MALANI HUF .	AAGHA7011K	25000	0.29
22	1207590000001331	PADAMRAJ AGRAWAL	AACHP2217C	25000	0.29
23	1201090003777837	MOHAN LAL HUF .	AAAHM3547C	25000	0.29
24	104	MANOJ KUMAR JAIN (HUF)		16750	0.19
25	IN30399710010114	RAJ GOPAL AGARWAL	AACHR8382J	16000	0.18
26	IN30399710010106	SHIV KUMAR AGARWAL	AASHS7034J	15000	0.17
27	IN30399710010448	DIVYA KUMAR AGARWAL	AAGHD4583B	15000	0.17
28	IN30399710010083	SHRI GOPAL AGARWAL	AAEHS7413R	15000	0.17
29	354	VISHAL SAINI HUF		100	0
30	234	MANJEET GOGNA HUF		100	0
31	185	DIN DAYAL AGARWAL HUF		100	0
32	165	ATUL JAIN HUF		100	0



(e4)	TRUST				
Sr.No	Folio No	Name of Shareholders	Pan Number	Shares	%

NIL



(e5)	Clearing Members/House				
Sr.No	Folio No	Name of Shareholders	Pan Number	Shares	%

NIL



9.1.20.25

(e6)	Others				
Sr.No	Folio No	Name of Shareholders	Pan Number	Shares	%

NIL

