

| General information about company  |                                    |
|--|------------------------------------|
| Scrip code   | 540132                             |
| NSE Symbol   |                                    |
| MSEI Symbol  |                                    |
| ISIN   | INE400R01018                       |
| Name of the company  | SABRIMALA INDUSTRIES INDIA LIMITED |
| Whether company is SME   | No                                 |
| Class of Security  | Equity Shares                      |
| Type of report   | Quarterly                          |
| Quarter Ended / Half year ended/Date of Report (For Prelisting / Allotment)                | 31-03-2018                         |
| Date of allotment / extinguishment (in case Capital Restructuring selected) / Listing Date |                                    |
| Shareholding pattern filed under   | Regulation 31 (1) (b)              |



**Declaration**

| Sr. No. | Particular   | Yes/No | Promoter and Promoter Group | Public shareholder | Non Promoter- Non Public |
|---------|--|--------|-----------------------------|--------------------|--------------------------|
| 1       | Whether the Listed Entity has issued any partly paid up shares?                        | No     | No                          | No                 | No                       |
| 2       | Whether the Listed Entity has issued any Convertible Securities ?                      | No     | No                          | No                 | No                       |
| 3       | Whether the Listed Entity has issued any Warrants ?                                    | No     | No                          | No                 | No                       |
| 4       | Whether the Listed Entity has any shares against which depository receipts are issued? | No     | No                          | No                 | No                       |
| 5       | Whether the Listed Entity has any shares in locked-in?                                 | No     | No                          | No                 | No                       |
| 6       | Whether any shares held by promoters are pledge or otherwise encumbered?               | No     | No                          |                    |                          |
| 7       | Whether company has equity shares with differential voting rights?                     | No     | No                          | No                 | No                       |



**Table I - Summary Statement holding of specified securities**

| Category (I) | Category of shareholder (II)   | Nos. Of shareholders (III) | No. of fully paid up equity shares held (IV) | No. Of Partly paid-up equity shares held (V) | No. Of shares underlying Depository Receipts (VI) | Total nos. shares held (VII) = (IV)+ (V)+ (VI) | Shareholding as a % of total no. of shares (calculated as per SCRR, 1957) (VIII) As a % of (A+B+C2) | Number of Voting Rights held in each class of securities (IX) |            |         |                         |
|--------------|--------------------------------|----------------------------|--|--|---|--|---|---|------------|---------|-------------------------|
|              |                                |                            |  |  |   |  |   | No of Voting (XIV) Rights                                     |            |         | Total as a % of (A+B+C) |
|              |                                |                            |  |  |   |  |   | Class eg: X   | Class eg:y | Total   |                         |
| (A)          | Promoter & Promoter Group      |                            |  |  |   |  |   |   |            |         |                         |
| (B)          | Public                         | 606                        | 8714500                                      |  |   | 8714500  | 100   | 8714500   |            | 8714500 | 100                     |
| (C)          | Non Promoter-Non Public        |                            |  |  |   |  |   |   |            |         |                         |
| (C1)         | Shares underlying DRs          |                            |  |  |   |  |   |   |            |         |                         |
| (C2)         | Shares held by Employee Trusts |                            |  |  |   |  |   |   |            |         |                         |
|              | Total                          | 606                        | 8714500                                      |  |   | 8714500  | 100   | 8714500   |            | 8714500 | 100                     |



**Table I - Summary Statement holding of specified securities**

| Category (I) | Category of shareholder (II)   | No. Of Shares Underlying Outstanding convertible securities (X) | No. of Shares Underlying Outstanding Warrants (Xi) | No. Of Shares Underlying Outstanding convertible securities and No. Of Warrants (Xi) (a) | Shareholding , as a % assuming full conversion of convertible securities ( as a percentage of diluted share capital) (XI)= (VII)+(X) As a % of (A+B+C2) | Number of Locked in shares (XII) |                                 | Number of Shares pledged or otherwise encumbered (XIII) |                                 | Number of equity shares held in dematerialized form (XIV) |
|--------------|--------------------------------|---|--|--|---|----------------------------------|---------------------------------|---|---------------------------------|---|
|              |                                |   |  |  |   | No. (a)                          | As a % of total Shares held (b) | No. (a)   | As a % of total Shares held (b) |   |
| (A)          | Promoter & Promoter Group      |   |  |  |   |                                  |                                 |   |                                 |   |
| (B)          | Public                         |   |  |  | 100   |                                  |                                 |   |                                 | 8501500   |
| (C)          | Non Promoter-Non Public        |   |  |  |   |                                  |                                 |   |                                 |   |
| (C1)         | Shares underlying DRs          |   |  |  |   |                                  |                                 |   |                                 |   |
| (C2)         | Shares held by Employee Trusts |   |  |  |   |                                  |                                 |   |                                 |   |
|              | Total                          |   |  |  | 100   |                                  |                                 |   |                                 | 8501500   |




**Table II - Statement showing shareholding pattern of the Promoter and Promoter Group**

| Sr.  | Category & Name of the Shareholders (I)   | Nos. Of shareholders (III) | No. of fully paid up equity shares held (IV) | No. Of Partly paid-up equity shares held (V) | No. Of shares underlying Depository Receipts (VI) | Total nos. shares held (VII) = (IV)+(V) + (VI) | Shareholding as a % of total no. of shares (calculated as per SCRR, 1957) (VIII) As a % of (A+B+C2) | Number of Voting Rights held in each class of securities (IX) |            |         | Total as a % of Total Voting rights |
|--|---|----------------------------|--|--|---|--|---|---|------------|---------|-------------------------------------|
|  |   |                            |  |  |   |  |   | No of Voting (XIV) Rights                                     |            |         |                                     |
|  |   |                            |  |  |   |  |   | Class eg: X   | Class eg:y | Total   |                                     |
| A  | Table II - Statement showing shareholding pattern of the Promoter and Promoter Group              |                            |  |  |   |  |   |   |            |         |                                     |
| (1)  | Indian  |                            |  |  |   |  |   |   |            |         |                                     |
| (2)  | Foreign   |                            |  |  |   |  |   |   |            |         |                                     |
| B  | Table III - Statement showing shareholding pattern of the Public shareholder                      |                            |  |  |   |  |   |   |            |         |                                     |
| (1)  | Institutions  |                            |  |  |   |  |   |   |            |         |                                     |
| (3)  | Non-institutions  |                            |  |  |   |  |   |   |            |         |                                     |
| (a(i))   | Individuals - i. Individual shareholders holding nominal share capital up to Rs. 2 lakhs.         | 479                        | 1235609                                      |  |   | 1235609  | 14.18   | 1235609   |            | 1235609 | 14.18                               |
| (a(ii))  | Individuals - ii. Individual shareholders holding nominal share capital in excess of Rs. 2 lakhs. | 87                         | 5628850                                      |  |   | 5628850  | 64.59   | 5628850   |            | 5628850 | 64.59                               |
| (e)  | Any Other (specify)   | 40                         | 1850041                                      |  |   | 1850041  | 21.23   | 1850041   |            | 1850041 | 21.23                               |
| Sub-Total (B) (3)                                  |   | 606                        | 8714500                                      |  |   | 8714500  | 100   | 8714500   |            | 8714500 | 100                                 |
| Total Public Shareholding (B)=(B)(1)+(B)(2)+(B)(3) |   | 606                        | 8714500                                      |  |   | 8714500  | 100   | 8714500   |            | 8714500 | 100                                 |
| C  | Table IV - Statement showing shareholding pattern of the Non Promoter- Non Public shareholder     |                            |  |  |   |  |   |   |            |         |                                     |
| Total (A+B+C2)                                     |   | 606                        | 8714500                                      |  |   | 8714500  | 100   | 8714500   |            | 8714500 | 100                                 |
| Total (A+B+C)                                      |   | 606                        | 8714500                                      |  |   | 8714500  | 100   | 8714500   |            | 8714500 | 100                                 |




**Table II - Statement showing shareholding pattern of the Promoter and Promoter Group**

| Sr.  | No. Of Shares Underlying Outstanding convertible securities (X)                               | No. of Shares Underlying Outstanding Warrants (Xi) | No. Of Shares Underlying Outstanding convertible securities and No. Of Warrants (Xi) (a) | Shareholding , as a % assuming full conversion of convertible securities ( as a percentage of diluted share capital) (XI)= (VII)+(X) As a % of (A+B+C2) | Number of Locked in shares (XII) |                                 | Number of Shares pledged or otherwise encumbered (XIII) |                                 | Number of equity shares held in dematerialized form (XIV) |
|--|---|--|--|---|----------------------------------|---------------------------------|---|---------------------------------|---|
|  |   |  |  |   | No. (a)                          | As a % of total Shares held (b) | No. (a)   | As a % of total Shares held (b) |   |
| A  | Table II - Statement showing shareholding pattern of the Promoter and Promoter Group          |  |  |   |                                  |                                 |   |                                 |   |
| (1)  | Indian  |  |  |   |                                  |                                 |   |                                 |   |
| (2)  | Foreign   |  |  |   |                                  |                                 |   |                                 |   |
| B  | Table III - Statement showing shareholding pattern of the Public shareholder                  |  |  |   |                                  |                                 |   |                                 |   |
| (1)  | Institutions  |  |  |   |                                  |                                 |   |                                 |   |
| (3)  | Non-institutions  |  |  |   |                                  |                                 |   |                                 |   |
| (a(i))   |   |  |  | 14.18   |                                  |                                 |   |                                 | 1023009   |
| (a(ii))  |   |  |  | 64.59   |                                  |                                 |   |                                 | 5628850   |
| (e)  |   |  |  | 21.23   |                                  |                                 |   |                                 | 1849641   |
| Sub-Total (B) (3)                                  |   |  |  | 100   |                                  |                                 |   |                                 | 8501500   |
| Total Public Shareholding (B)=(B)(1)+(B)(2)+(B)(3) |   |  |  | 100   |                                  |                                 |   |                                 | 8501500   |
| C  | Table IV - Statement showing shareholding pattern of the Non Promoter- Non Public shareholder |  |  |   |                                  |                                 |   |                                 |   |
| Total (A+B+C2)                                     |   |  |  | 100   |                                  |                                 |   |                                 | 8501500   |
| Total (A+B+C)                                      |   |  |  | 100   |                                  |                                 |   |                                 | 8501500   |



| Individuals - i. Individual shareholders holding nominal share capital up to Rs. 2 lakhs.   |                  |                     |                  |             |                     |                 |
|---|------------------|---------------------|------------------|-------------|---------------------|-----------------|
| Serial No.  | 1                | 2                   | 3                | 4           | 5                   | 6               |
| Name of the Shareholders (I)  | ATUL KUMAR GUPTA | SURENDER SINGH NEGI | SUNEET KHARBANDA | LALIT GUPTA | RUPINDER KAUR ARORA | PANKAJ AGGARWAL |
| PAN (II)  | AAJPG3761B       | AFSPN2037F          | AMYPK3112H       | AATPG7667E  | AAHPK9424B          | AACPA9922H      |
| No. of fully paid up equity shares held (IV)  | 150000           | 141700              | 100000           | 100000      | 100000              | 100000          |
| No. Of Partly paid-up equity shares held (V)  |                  |                     |                  |             |                     |                 |
| No. Of shares underlying Depository Receipts (VI)   |                  |                     |                  |             |                     |                 |
| Total nos. shares held (VII) = (IV)+ (V)+ (VI)  | 150000           | 141700              | 100000           | 100000      | 100000              | 100000          |
| Shareholding as a % of total no. of shares (calculated as per SCRR, 1957) (VIII) As a % of (A+B+C2)   | 1.72             | 1.63                | 1.15             | 1.15        | 1.15                | 1.15            |
| Number of Voting Rights held in each class of securities (IX)   |                  |                     |                  |             |                     |                 |
| Class eg: X   | 150000           | 141700              | 100000           | 100000      | 100000              | 100000          |
| Class eg:y  |                  |                     |                  |             |                     |                 |
| Total   | 150000           | 141700              | 100000           | 100000      | 100000              | 100000          |
| Total as a % of Total Voting rights   | 1.72             | 1.63                | 1.15             | 1.15        | 1.15                | 1.15            |
| No. Of Shares Underlying Outstanding convertible securities (X)   |                  |                     |                  |             |                     |                 |
| No. of Shares Underlying Outstanding Warrants (Xi)  |                  |                     |                  |             |                     |                 |
| No. Of Shares Underlying Outstanding convertible securities and No. Of Warrants (Xi) (a)  |                  |                     |                  |             |                     |                 |
| Shareholding , as a % assuming full conversion of convertible securities (as a percentage of diluted share capital) (XI)= (VII) +(X) As a % of (A+B+C2) | 1.72             | 1.63                | 1.15             | 1.15        | 1.15                | 1.15            |
| Number of Locked in shares (XII)  |                  |                     |                  |             |                     |                 |
| No. (a)   |                  |                     |                  |             |                     |                 |
| As a % of total Shares held (b)   |                  |                     |                  |             |                     |                 |
| Number of equity shares held in dematerialized form (XIV)   | 150000           | 141700              | 100000           | 100000      | 100000              | 100000          |
| Reason for not providing PAN  |                  |                     |                  |             |                     |                 |
| Reason for not providing PAN  |                  |                     |                  |             |                     |                 |




**Individuals - i. Individual shareholders holding nominal share capital up to Rs. 2 lakhs.**

|   |                       |
|---|-----------------------|
| Serial No.  |                       |
| Name of the Shareholders (I)  | Click here to go back |
| PAN (II)  | Total                 |
| No. of fully paid up equity shares held (IV)  | 691700                |
| No. Of Partly paid-up equity shares held (V)  |                       |
| No. Of shares underlying Depository Receipts (VI)   |                       |
| Total nos. shares held (VII) = (IV)+ (V)+ (VI)  | 691700                |
| Shareholding as a % of total no. of shares (calculated as per SCRR, 1957) (VIII) As a % of (A+B+C2)   | 7.94                  |
| Number of Voting Rights held in each class of securities (IX)   |                       |
| Class eg: X   | 691700                |
| Class eg:y  |                       |
| Total   | 691700                |
| Total as a % of Total Voting rights   | 7.94                  |
| No. Of Shares Underlying Outstanding convertible securities (X)   |                       |
| No. of Shares Underlying Outstanding Warrants (Xi)  |                       |
| No. Of Shares Underlying Outstanding convertible securities and No. Of Warrants (Xi) (a)  |                       |
| Shareholding , as a % assuming full conversion of convertible securities (as a percentage of diluted share capital) (XI)= (VII) +(X) As a % of (A+B+C2) | 7.94                  |
| Number of Locked in shares (XII)  |                       |
| No. (a)   |                       |
| As a % of total Shares held (b)   |                       |
| Number of equity shares held in dematerialized form (XIV)   | 691700                |
| Reason for not providing PAN  |                       |
| Reason for not providing PAN  |                       |




**Individuals - ii. Individual shareholders holding nominal share capital in excess of Rs. 2 lakhs.**

| Serial No.  | 1           | 2               | 3               | 4                  | 5          | 6            | 7            |
|---|-------------|-----------------|-----------------|--------------------|------------|--------------|--------------|
| Name of the Shareholders (I)  | SANJAY GARG | SHIV KUMAR GARG | KANCHAN SARAOGI | AMIT KUMAR SARAOGI | RITU GARG  | VANDANA GARG | HONEY SHARMA |
| PAN (II)  | ACTPG0726A  | AALPG2526J      | AGBPA6944L      | ACSPJ7415L         | AIMPG9367L | ADUPG8248H   | AWDPS1051N   |
| No. of fully paid up equity shares held (IV)  | 400000      | 400000          | 350000          | 350000             | 300000     | 300000       | 220000       |
| No. Of Partly paid-up equity shares held (V)  |             |                 |                 |                    |            |              |              |
| No. Of shares underlying Depository Receipts (VI)   |             |                 |                 |                    |            |              |              |
| Total nos. shares held (VII) = (IV)+ (V)+ (VI)  | 400000      | 400000          | 350000          | 350000             | 300000     | 300000       | 220000       |
| Shareholding as a % of total no. of shares (calculated as per SCRR, 1957) (VIII) As a % of (A+B+C2)   | 4.59        | 4.59            | 4.02            | 4.02               | 3.44       | 3.44         | 2.52         |
| Number of Voting Rights held in each class of securities (IX)   |             |                 |                 |                    |            |              |              |
| Class eg: X   | 400000      | 400000          | 350000          | 350000             | 300000     | 300000       | 220000       |
| Class eg:y  |             |                 |                 |                    |            |              |              |
| Total   | 400000      | 400000          | 350000          | 350000             | 300000     | 300000       | 220000       |
| Total as a % of Total Voting rights   | 4.59        | 4.59            | 4.02            | 4.02               | 3.44       | 3.44         | 2.52         |
| No. Of Shares Underlying Outstanding convertible securities (X)   |             |                 |                 |                    |            |              |              |
| No. of Shares Underlying Outstanding Warrants (Xi)  |             |                 |                 |                    |            |              |              |
| No. Of Shares Underlying Outstanding convertible securities and No. Of Warrants (Xi) (a)  |             |                 |                 |                    |            |              |              |
| Shareholding , as a % assuming full conversion of convertible securities (as a percentage of diluted share capital) (XI)= (VII) +(X) As a % of (A+B+C2) | 4.59        | 4.59            | 4.02            | 4.02               | 3.44       | 3.44         | 2.52         |
| Number of Locked in shares (XII)  |             |                 |                 |                    |            |              |              |
| No. (a)   |             |                 |                 |                    |            |              |              |
| As a % of total Shares held (b)   |             |                 |                 |                    |            |              |              |
| Number of equity shares held in dematerialized form (XIV)   | 400000      | 400000          | 350000          | 350000             | 300000     | 300000       | 220000       |
| Reason for not providing PAN  |             |                 |                 |                    |            |              |              |
| Reason for not providing PAN  |             |                 |                 |                    |            |              |              |



| <b>Individuals - ii. Individual shareholders holding nominal share capital in excess of Rs. 2 lakhs.</b>  |                       |
|---|-----------------------|
| Serial No.  |                       |
| Name of the Shareholders (I)  | Click here to go back |
| PAN (II)  | Total                 |
| No. of fully paid up equity shares held (IV)  | 2320000               |
| No. Of Partly paid-up equity shares held (V)  |                       |
| No. Of shares underlying Depository Receipts (VI)   |                       |
| Total nos. shares held (VII) = (IV)+ (V)+ (VI)  | 2320000               |
| Shareholding as a % of total no. of shares (calculated as per SCRR, 1957) (VIII) As a % of (A+B+C2)   | 26.62                 |
| <b>Number of Voting Rights held in each class of securities (IX)</b>  |                       |
| Class eg: X   | 2320000               |
| Class eg:y  |                       |
| Total   | 2320000               |
| Total as a % of Total Voting rights   | 26.62                 |
| No. Of Shares Underlying Outstanding convertible securities (X)   |                       |
| No. of Shares Underlying Outstanding Warrants (Xi)  |                       |
| No. Of Shares Underlying Outstanding convertible securities and No. Of Warrants (Xi) (a)  |                       |
| Shareholding , as a % assuming full conversion of convertible securities (as a percentage of diluted share capital) (XI)= (VII) +(X) As a % of (A+B+C2) | 26.62                 |
| <b>Number of Locked in shares (XII)</b>   |                       |
| No. (a)   |                       |
| As a % of total Shares held (b)   |                       |
| Number of equity shares held in dematerialized form (XIV)   | 2320000               |
| <b>Reason for not providing PAN</b>   |                       |
| Reason for not providing PAN  |                       |



| Any Other (specify)   |  |  |   |  |  |  |
|---|--|--|---|--|--|--|
| Serial No.  | 1                                      | 2                                      | 3                                       | 4                                      | 5                                      | 6                                      |
| Category  | Bodies Corporate                       | Bodies Corporate                       | Bodies Corporate                        | Bodies Corporate                       | HUF                                    | HUF                                    |
| Category / More than 1 percentage   | More than 1 percentage of shareholding | More than 1 percentage of shareholding | More than 1 percentage of shareholding  | More than 1 percentage of shareholding | More than 1 percentage of shareholding | More than 1 percentage of shareholding |
| Name of the Shareholders (I)  | RESURGENT FINCORP PRIVATE LIMITED      | ORANGE STOCK AND SECURITIES PVT. LTD.  | MAGNUM POWER & INFRASTRUCTURE PVT. LTD. | MAGNUM STEELS LIMITED                  | PADAMRAJ AGRAWAL                       | SATPAL RAWAL                           |
| PAN (II)  | AAFRC5835A                             | AABCO5567G                             | AAGCM7005A                              | AADCM6400E                             | AACHP2217C                             | AAKHS1171C                             |
| No. of the Shareholders (I)   | 1                                      | 1                                      | 1                                       | 1                                      | 1                                      | 1                                      |
| No. of fully paid up equity shares held (IV)  | 396000                                 | 390702                                 | 90000                                   | 90000                                  | 116966                                 | 100000                                 |
| No. Of Partly paid-up equity shares held (V)  |  |  |   |  |  |  |
| No. Of shares underlying Depository Receipts (VI)   |  |  |   |  |  |  |
| Total nos. shares held (VII) = (IV)+ (V)+ (VI)  | 396000                                 | 390702                                 | 90000                                   | 90000                                  | 116966                                 | 100000                                 |
| Shareholding as a % of total no. of shares (calculated as per SCRR, 1957) (VIII) As a % of (A+B+C2)   | 4.54                                   | 4.48                                   | 1.03                                    | 1.03                                   | 1.34                                   | 1.15                                   |
| Number of Voting Rights held in each class of securities (IX)   |  |  |   |  |  |  |
| Class eg: X   | 396000                                 | 390702                                 | 90000                                   | 90000                                  | 116966                                 | 100000                                 |
| Class eg:y  |  |  |   |  |  |  |
| Total   | 396000                                 | 390702                                 | 90000                                   | 90000                                  | 116966                                 | 100000                                 |
| Total as a % of Total Voting rights   | 4.54                                   | 4.48                                   | 1.03                                    | 1.03                                   | 1.34                                   | 1.15                                   |
| No. Of Shares Underlying Outstanding convertible securities (X)   |  |  |   |  |  |  |
| No. of Shares Underlying Outstanding Warrants (Xi)  |  |  |   |  |  |  |
| No. Of Shares Underlying Outstanding convertible securities and No. Of Warrants (Xi) (a)  |  |  |   |  |  |  |
| Shareholding , as a % assuming full conversion of convertible securities (as a percentage of diluted share capital) (XI)= (VII) +(X) As a % of (A+B+C2) | 4.54                                   | 4.48                                   | 1.03                                    | 1.03                                   | 1.34                                   | 1.15                                   |
| Number of Locked in shares (XII)  |  |  |   |  |  |  |
| No. (a)   |  |  |   |  |  |  |
| As a % of total Shares held (b)   |  |  |   |  |  |  |
| Number of equity shares held in dematerialized form (XIV)   | 396000                                 | 390702                                 | 90000                                   | 90000                                  | 116966                                 | 100000                                 |





**Any Other (specify)**

|   |                       |
|---|-----------------------|
| Serial No.  |                       |
| Category  |                       |
| Category / More than 1 percentage   |                       |
| Name of the Shareholders (I)  | Click here to go back |
| PAN (II)  | Total                 |
| No. of the Shareholders (I)   | 0                     |
| No. of fully paid up equity shares held (IV)  | 0                     |
| No. Of Partly paid-up equity shares held (V)  |                       |
| No. Of shares underlying Depository Receipts (VI)   |                       |
| Total nos. shares held (VII) = (IV)+ (V)+ (VI)  | 0                     |
| Shareholding as a % of total no. of shares (calculated as per SCRR, 1957) (VIII) As a % of (A+B+C2)   | 0                     |
| <b>Number of Voting Rights held in each class of securities (IX)</b>  |                       |
| Class eg: X   | 0                     |
| Class eg:y  |                       |
| Total   | 0                     |
| Total as a % of Total Voting rights   | 0                     |
| No. Of Shares Underlying Outstanding convertible securities (X)   |                       |
| No. of Shares Underlying Outstanding Warrants (Xi)  |                       |
| No. Of Shares Underlying Outstanding convertible securities and No. Of Warrants (Xi) (a)  |                       |
| Shareholding , as a % assuming full conversion of convertible securities (as a percentage of diluted share capital) (XI)= (VII) +(X) As a % of (A+B+C2) | 0                     |
| <b>Number of Locked in shares (XII)</b>   |                       |
| No. (a)   |                       |
| As a % of total Shares held (b)   |                       |
| Number of equity shares held in dematerialized form (XIV)   | 0                     |
| Reason for not providing PAN  |                       |
| Reason for not providing PAN  |                       |



